

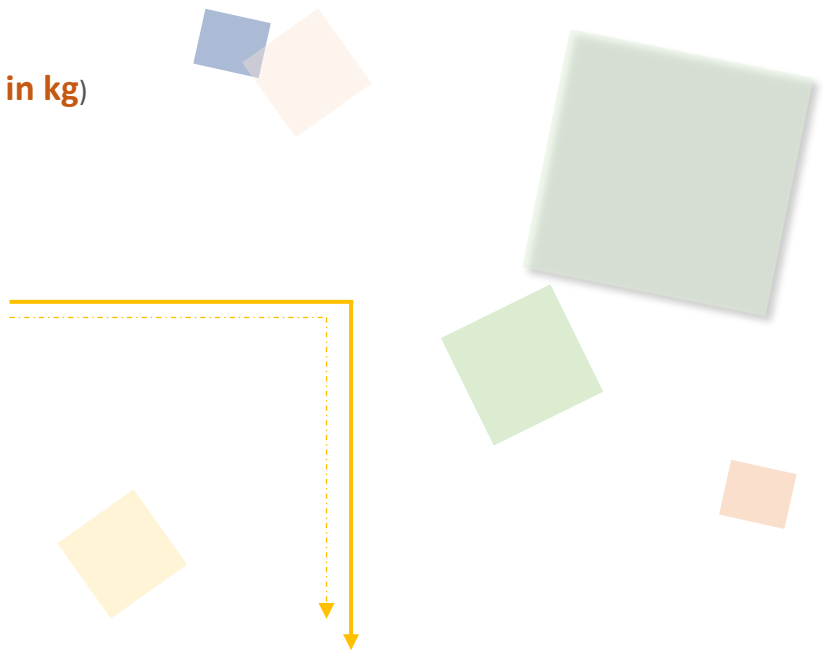
## Trading Volume & Amount in Charts

### ■ VOLUME


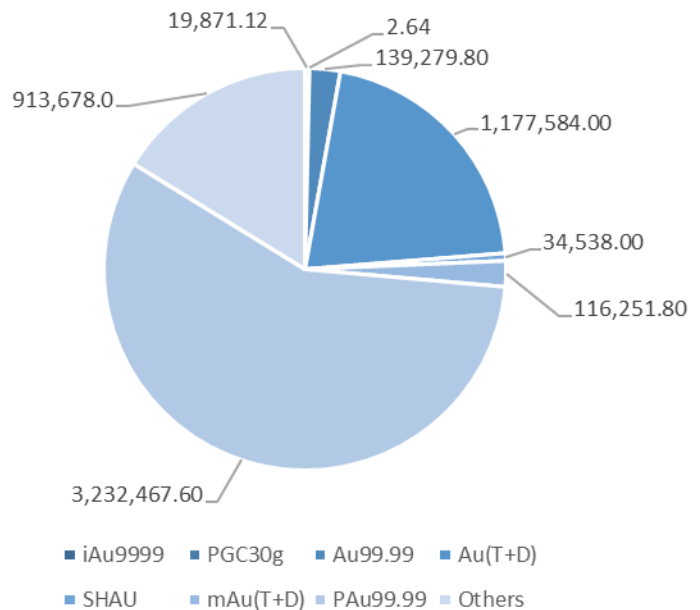
#### Popular Products (Trading Volume, in kg)

**Total: 13,233,784.98**

- ◆ Au Products: 5,633,672.98
- ◆ Ag (T+D): 6,797,752.00
- ◆ Others: 802,360.00



#### Popular Au Products Trading Volume (in kg)





## Trading Volume & Amount in Charts

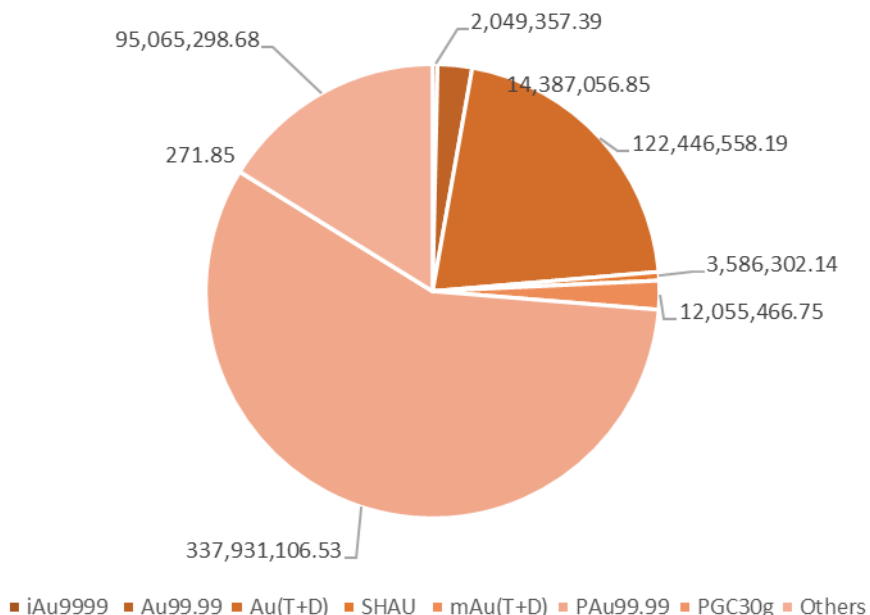
### AMOUNT

#### Popular Products (Trading Amount, in 10,000 RMB)

**Total: 601,920,524.80**

- ◆ Au Products: 587,521,418.38
- ◆ Ag (T+D): 12,798,339.30
- ◆ Others: 1,600,767.12


#### Popular Au Products Trading Amount (in 10,000 RMB)





## Trading Volume & Amount in Details


Trading Volume (in kg)							
Contract	Previous Month Daily Average	Present Month Daily Average	Previous Month accumulative total	Present Month accumulative total	Month-on -Month	Year-on -Year	Present Year accumulative total
Au99.95	76.64	11.33	1,686.00	238.00	-85.88%	-92.70%	8,858.00
Au99.99	13,097.95	6,632.37	288,154.88	139,279.80	-51.66%	-67.25%	933,606.38
Au100g	25.00	15.65	550.00	328.60	-40.25%	-12.00%	1,736.80
Au995	0.00	0.00	0.00	0.00	-	-	0.00
PGC30g	0.13	0.13	2.94	2.64	-10.20%	100.00%	9.78
iAu9999	2,151.76	946.24	47,338.68	19,871.12	-58.02%	53.77%	101,237.88
iAu100g	0.00	0.00	0.00	0.00	-	-	0.00
iAu995	22.73	22.62	500.00	475.00	-5.00%	-	1,800.00
Au(T+D)	66,522.00	56,075.43	1,463,484.00	1,177,584.00	-19.54%	-15.96%	4,617,646.00
mAu(T+D)	9,596.96	5,535.80	211,133.20	116,251.80	-44.94%	-50.27%	680,016.40
Au(T+N1)	0.25	0.00	5.40	0.00	-100.00%	-	5.80
Au(T+N2)	0.23	0.02	5.00	0.40	-92.00%	-	5.80
NYAuTN06	46.25	54.35	1,017.60	1,141.40	12.17%	73.94%	2,892.80
NYAuTN12	35.67	38.15	784.80	801.20	2.09%	76.09%	2,171.00
PAu99.95	5,809.09	4,523.81	127,800.00	95,000.00	-25.67%	-45.32%	633,300.00
PAu99.99	123,158.85	153,927.03	2,709,494.60	3,232,467.60	19.30%	-11.76%	9,971,683.00
IPAu99.99	33,879.30	36,454.69	745,344.50	765,548.42	2.71%	4.75%	2,748,772.92
IPAu99.99HK	0.00	11.43	0.00	240.00	-	-	28,042.00
IPAu99.5	0.00	1.19	0.00	25.00	-	-	25.00
IPAu99.5HK	72.73	152.38	1,600.00	3,200.00	100.00%	-	4,825.00
OAu99.99	30.82	13.33	678.00	280.00	-58.70%	-95.11%	18,138.00
LAu99.95	204.36	190.48	4,496.00	4,000.00	-11.03%	-	49,180.00
LAu99.99	1,100.00	1,257.14	24,200.00	26,400.00	9.09%	65.00%	113,400.00
CAu99.99	18.18	761.90	400.00	16,000.00	3900.00%	33.33%	16,400.00
SHAU	2,121.73	1,644.67	46,678.00	34,538.00	-26.01%	-68.61%	159,360.00
Pt99.95	142.91	90.48	3,144.00	1,900.00	-39.57%	-87.23%	8,584.00
Ag99.99	1,277.73	1,075.71	28,110.00	22,590.00	-19.64%	14.96%	96,600.00
Ag(T+D)	463,413.36	323,702.48	10,195,094.00	6,797,752.00	-33.32%	-51.15%	36,480,574.00
PAg99.99	17,405.45	10,068.57	382,920.00	211,440.00	-44.78%	-75.27%	1,567,560.00
OAg99.99	0.00	171.43	0.00	3,600.00	-	200.00%	77,640.00
SHAG	29,599.09	26,801.43	651,180.00	562,830.00	-13.57%	-40.61%	2,214,780.00
Au Products (in total)	257,970.62	268,270.14	5,675,353.60	5,633,672.98	-0.73%	-17.02%	20,093,112.56
Ag Products (in total)	511,695.64	361,819.62	11,257,304.00	7,598,212.00	-32.50%	-51.72%	40,437,154.00
Pt Products (in total)	142.91	90.48	3,144.00	1,900.00	-39.57%	-87.23%	8,584.00
<b>Total</b>	<b>769,809.16</b>	<b>630,180.24</b>	<b>16,935,801.60</b>	<b>13,233,784.98</b>	<b>-21.86%</b>	<b>-41.29%</b>	<b>60,538,850.56</b>

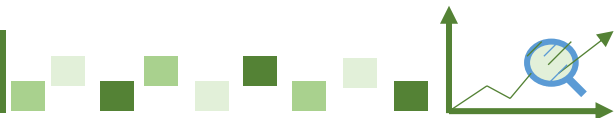




## Trading Volume & Amount in Details

Trading Amount (in 10,000 RMB)							
Contract	Previous Month Daily Average	Present Month Daily Average	Previous Month accumulative total	Present Month accumulative total	Month-on-Month	Year-on-Year	Present Year accumulative total
Au99.95	8,491.50	1,192.13	186,813.02	25,034.70	-86.60%	-90.06%	967,334.03
Au99.99	1,330,502.69	685,097.95	29,271,059.15	14,387,056.85	-50.85%	-55.40%	98,314,879.81
Au100g	2,729.54	1,626.34	60,049.88	34,153.23	-43.13%	18.68%	188,637.31
Au995	0.00	0.00	0.00	0.00	-	-	0.00
PGC30g	14.76	12.95	324.62	271.85	-16.26%	167.21%	1,044.47
iAu9999	232,886.26	97,588.45	5,123,497.68	2,049,357.39	-60.00%	108.20%	11,011,122.32
iAu100g	0.00	0.00	0.00	0.00	-	-	0.00
iAu995	2,491.33	2,349.62	54,809.25	49,341.98	-9.98%	-	193,884.28
Au(T+D)	7,155,337.09	5,830,788.49	157,417,416.08	122,446,558.19	-22.22%	13.52%	496,754,911.16
mAu(T+D)	1,047,072.86	574,069.85	23,035,602.91	12,055,466.75	-47.67%	-33.06%	74,133,199.06
Au(T+N1)	24.72	0.00	543.94	0.00	-100.00%	-	573.70
Au(T+N2)	21.86	1.95	480.81	41.00	-91.47%	-	554.41
NYAuTN06	5,064.04	5,656.67	111,408.77	118,789.97	6.63%	131.51%	309,244.05
NYAuTN12	3,860.49	3,990.88	84,930.74	83,808.56	-1.32%	137.05%	231,730.52
PAu99.95	653,630.51	474,255.98	14,379,871.24	9,959,375.62	-30.74%	-24.86%	67,879,848.53
PAu99.99	13,516,154.98	16,091,957.45	297,355,409.61	337,931,106.53	13.65%	20.36%	1,067,778,801.61
IPAu99.99	3,693,155.26	3,787,045.77	81,249,415.82	79,527,961.11	-2.12%	42.54%	295,114,384.94
IPAu99.99HK	0.00	1,190.86	0.00	25,008.00	-	-	3,005,567.30
IPAu99.5	0.00	122.86	0.00	2,580.00	-	-	2,580.00
IPAu99.5HK	7,227.18	15,925.09	158,998.06	334,426.90	110.33%	-	496,233.54
OAu99.99	2,979.26	1,432.38	65,543.70	30,080.00	-54.11%	-92.72%	2,351,301.70
LAu99.95	22,574.32	19,928.57	496,635.00	418,500.00	-15.73%	-	5,357,651.90
LAu99.99	112,509.09	131,398.10	2,475,200.00	2,759,360.00	11.48%	122.48%	12,324,710.00
CAu99.99	2,030.84	80,801.79	44,678.40	1,696,837.60	3697.89%	72.15%	1,741,516.00
SHAU	230,778.67	170,776.29	5,077,130.69	3,586,302.14	-29.36%	-57.62%	17,239,433.43
Pt99.95	7,446.09	4,535.75	163,813.92	95,250.67	-41.85%	-72.42%	467,866.56
Ag99.99	2,701.95	2,039.45	59,442.89	42,828.41	-27.95%	162.84%	210,639.96
Ag(T+D)	921,820.43	609,444.73	20,280,049.54	12,798,339.30	-36.89%	14.13%	75,858,988.44
PAg99.99	37,876.65	18,980.56	833,286.37	398,591.74	-52.17%	-42.80%	3,465,693.36
OAg99.99	0.00	360.00	0.00	7,560.00	-	728.95%	163,897.20
SHAG	58,819.86	50,311.25	1,294,036.86	1,056,536.30	-18.35%	36.78%	4,576,929.74
Au Products (in total)	28,029,537.24	27,977,210.40	616,649,819.38	587,521,418.38	-4.72%	12.90%	2,155,399,144.07
Ag Products (in total)	1,021,218.89	681,135.99	22,466,815.67	14,303,855.74	-36.33%	12.62%	84,276,148.69
Pt Products (in total)	7,446.09	4,535.75	163,813.92	95,250.67	-41.85%	-72.42%	467,866.56
Total	29,058,202.23	28,662,882.13	639,280,448.98	601,920,524.80	-5.84%	12.84%	2,240,143,159.32





## Other Market Data

### Delivery Volume

Delivery Volume (in kg)		
	Gold	Silver
Delivery Volume (Present Month)	570,780.16	844,170.00
Trading Volume (Present Month)	1,490,511.96	7,383,172.00
Delivery Ratio (Present Month)	38.29%	11.43%
Delivery Volume (Accumulative Total)	3,059,286.64	2,598,030.00
Trading Volume (Accumulative Total)	6,509,346.64	38,791,954.00
Delivery Ratio (Accumulative Total)	47.00%	6.70%
Withdrawal Volume (Present Month)	102,689.79	20,100.00
Withdrawal Volume (Accumulative Total)	448,061.90	692,715.00